

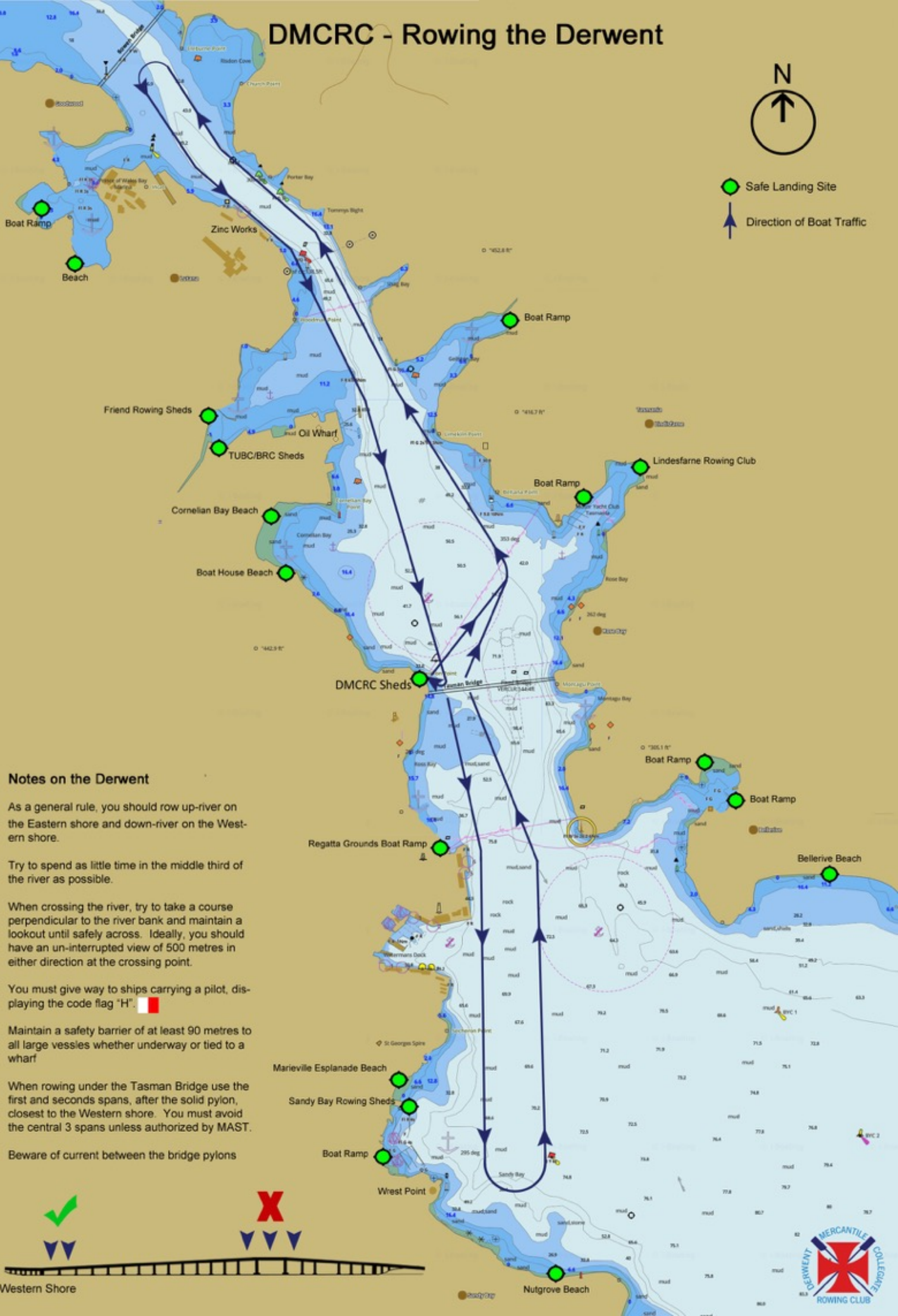


DMCRC - Rowing the Derwent



-  Safe Landing Site
-  Direction of Boat Traffic




Notes on the Derwent

As a general rule, you should row up-river on the Eastern shore and down-river on the Western shore.

Try to spend as little time in the middle third of the river as possible.

When crossing the river, try to take a course perpendicular to the river bank and maintain a lookout until safely across. Ideally, you should have an un-interrupted view of 500 metres in either direction at the crossing point.

You must give way to ships carrying a pilot, displaying the code flag "H". 

Maintain a safety barrier of at least 90 metres to all large vessels whether underway or tied to a wharf

When rowing under the Tasman Bridge use the first and seconds spans, after the solid pylon, closest to the Western shore. You must avoid the central 3 spans unless authorized by MAST.

Beware of current between the bridge pylons



Western Shore

